


ELLIOTT HALL



TECHNICAL SPECIFICATION

Elliott Hall: Technical Specifications

The Grade II listed impressive Elliott Hall seats up to 499 people. It is an excellent venue for concerts, dance performances and theatre as well as for conferences, weddings, exhibitions, dinner dances and other functions.

The maximum capacity is dependant on the event so please discuss this aspect of your booking with our team.

PLEASE NOTE The Elliott Hall is not a traditional proscenium stage nor does it possess a flying gallery or orchestra pit. The stage front is open with no proscenium arch or traditional “wing” space. Masking for wings can be provided but space is limited due to situation of the Hall’s fire exits (please see floor plan)

Access to the technical areas and equipment is only via expressed permission of Harrow Art Centre’s Technical Team.

Auditorium

28.7 m x 13.6 m

The Elliott Hall has wood panelling around the walls to a height of about 3 m with white painted walls above with windows on both sides. There is a gallery across the back of the auditorium which accommodates the lighting and sound control area. The gallery is not considered a public area except for access to the fire exits on either side.

The auditorium has a high wooden beamed roof (approx 10m) which as a Grade 2 style listing.

The top of the panelling can be used to run cables around the auditorium and current supports the run of audio multicore to the stage from the control area.

There is a retractable seating unit at the rear of the auditorium, which has 10 rows of 21 seats. Matching chairs are available to add seating rows on the ground and for use for conference seating.

Fixed Organ Stage:

Width: 9.3 m

Depth: 4.4 m

Height: 1.2 m

The organ console is still present and occupies the back of the fixed staging. There are access steps to the stage up via both sides of the Organ Stage.

Portable stage is normally positioned on the auditorium floor in front of the fixed stage.

Lite Deck Staging (standard set up):

Width: 9.75m (32ft)

Depth: 6.09m (20ft)

Height: 0.59m (2ft)

Constructed from 8ft x 4ft sections of plywood deck, fitted with alloy legs. Upstage sections of the staging can be increased in height to create tiered staging. Please discuss with the Technical Manager.

2 sets of treads can be provided up to portable stage level and are normally position upstage on both sides.

Please note that if you need to mark positions on the stage floor that suitable electrical tape should be used for this purpose.

Various Stage Weights, Black Flats and Bracing Arms are available for Set Building and Masking.

Personnel Access

Car Park Access (N 51.60880° W 0.36221°)

Vehicles should use the Art Centre car park for the purpose of unloading and loading.
The auditorium and stage area can be accessed by doors on either side and two double doors (opening of 2.13m x 1.71m) one either side of the stage at the front or by our standard fire exit doors on either side of the auditorium (opening of 2.13m x 1.02m)

Access To Height

Access to the lighting truss at minimum performance height level can be achieved via a set of Zarges Skymaster extendable ladders.

2 Person Operation: Please note that in operation, this ladder must be “footed” at all times.

Green Room

4.47M x 3.32M

Contains comfortable seating area with easy access to stage performance area. The Green Room is situated within the auditorium, stage right of the fixed Organ Stage. (Please see Fig 1)

Fly/ Drape Bar

There is a single fly bar 0.8 m upstage from the front of the fixed stage. The bar is 10 m long and electrically winched (Hoist Load Limit: 3 x 500kg)
It normally has black masking drapes (Width 8.65m Drop 6.13m) but can be used for other cloths or scenery at the discretion of the technical team.

Black Legs

Ten Black Legs can be added to the truss assembly over the portable staging to create a “black box” effect of the portable stage area. Please advise if you would like this done.

Special Effects

Due to the Grade II* building listing, the environment of the main building and hall are maintained by a sensitive smoke detection system. Therefore all requests for use of haze/smoke or pyrotechnics should be discussed with the Technical Department prior to the event.

Power Distribution

1 x 63A outlet	Within Pipe Hood (Upstage – fixed stage)
2 x 32A outlets	Within Pipe Hood (Upstage – fixed stage)
2 x Double 13A sockets	Lighting/Sound Control Position
1 x Double 13A Socket	Right Side of Fire Exit (mid auditorium Stage Right Side)
1 x Double 13A Socket	Right Side of Fire Exit (mid auditorium Stage Left Side)
2 x Double 13A Sockets	Side edge of fixed stage front (Stage Right) *
2 x Double 13A Sockets	Side edge of fixed stage front (Stage Left) *
1 x Double 13A Socket	Outside Green Room (Stage Right)
1 x Double 13A Socket	Right Side of Fire Exit Door (close to stage on Stage Left Side)
1 x Double 13A Socket	Back of fixed stage on Pipe Hood (Upstage Right)
1 x Double 13A Socket	Back of fixed stage on Pipe Hood (Upstage Left)

* Priority Plugs for all sound equipment or equipment integrating into Elliott Hall sound system. Use of these power circuits will minimise the production of earth hum through the audio system.

Stage Lighting

NOTE: Please send a lighting plan to the Technical Management Team no later than **3 weeks** before your production is due at the Elliott Hall. All circuits and gel colour requests should be CLEARLY MARKED.

Due to the high level of productions and private hires, a “Pre Rig” of lighting will only be undertaken with the confirmed agreement of the Harrow Art Centre Technical Management.

Please be advised that Harrow Art Centre has a minimum amount of stock gel and we would advise that if specific colours are required, that these should be brought with you. Alternatively we will aim to supply to nearest colour match.

Lighting Control: Chamsys MQ40N

Dimmers: Zero 88 Rackmaster 2.5Kw dimmers (fed from 3 x 16A breakers)
1 x Zero 88 Betapack 2 (fed via 32A supply)
1 x Zero 88 Betapack 3 (fed via 32A supply)

The rackmasters providing 48 channels of dimmable channels. 42 of these are hard wired to 15 amp outlets on the motorised trussing and fixed back bar.

6 dimmers are brought out to patch panel, and can be fed to any of 10 patchable 15A outlets: 2 on the back bar, 2 on the balcony and 6 on the truss.

Each truss as its own buffered DMX feed as well as various DMX points around the auditorium and back of the fixed stage on stage right. Each truss control box also has a non- dimmable 16A outlet.

The hall's lighting rig is configured on two square truss structures (approx 6.5M x 2.5M) each supported on four chain hoists.

Generic Lighting

Fresnels

8 x 1200K Selecon Rama 150
7 x 1000K Strand Patt 223

Profiles

4 x 800W Selecon SPX 15° - 35°
6 x 575W ETC Source Four Jr Zoom.

Harrow Art Centre has various stock of GH08 and GH03 Gobo Holders, however we would advise that if specific gobos are required, that these should be brought with you.

Others

4 x 1000W Strand Cantata PC
12 x 1000W ParCans
6 x 1000W FloorC
2 x 50W Par16 Can "Birdies"

Followspots

2 x Strand Patt 793 (one positioned to the right of control area; the other Balcony Right)

Intelligent Lighting

2 x Robe ColourSpot 575EAT
4 x Robe ColourWash 575AT
24 x LED Parcans
6 x LED Slimline Pars

Performance House Lights

There are dimmable fittings in three areas over the front middle and rear of the auditorium and one set that light into the roof beams. House light controls are located in the control area on the gallery.

Sound

Sound control position is located at the back of the raked seating on Stage Right.

Sound reinforcement is controlled via an Allen & Heath QU32

The audio multicore provides 24 XLR inputs from stage to sound control position and 12 XLR returns to stage

FOH Sound Reinforcement

4 x 650W HK LINEAR 5 L5115FA Active Loudspeakers
1 x 1200W HK LSub 1200. Active Subwoofer
2 x 1000W QSC K10 (Front Fill)

Racked at Sound Control Position:

1 x Rane ME1 15 Band Equalizer

1 x SM Pro Audio CQ31 31 Band Equalizer

1 x Behringer Virtualizer FX2000 Multi Effects Processor

1 x TC Helecon VoiceWorks Harmony/Correction/Vocal Effects Unit

1 x Denon DN-D4500 CD Player

4 x Sennheiser EW100 Receivers (with Antenna splitter)

Loose Equipment

4 x Sennheiser G3 wireless Handheld Microphones

4 x Sennheiser G3 wireless beltpacks (with Lavalier or headset microphone)

2 x Sennheiser XS wireless receiver and beltpack

2 x Shure PG58 Wireless Handheld Microphones

2 x Shure PG185 Wireless Lapel Microphones

10 x Shure SM58 dynamic microphones

8 x Shure SM57 dynamic microphones

1 x Shure PG52 unidirectional dynamic microphone

3 x Shure PG56 cardioid dynamic microphone

2 x Shure PG81 cardioid condenser microphones

1 x Yoga UniDirectional Instrument Microphone

6 x Stageline DIB100 Direct Injection Box

2 x Lynx LDI2 Direct Injection Box

1 x Sescom IL-19-HUM-DROP 6 Channel Hum Eliminator

1 x Denon DN500BD Blu-ray player

1 x Denon DN-A7100 Surround Sound Preamplication (7.1 surround sound)

Monitors

4 x 1000W QSC K10 Active

4 x 250W HK DART Active

2 x 340W Studiospares Auditorium 212MA Active

Projection

- 1 x Benq PB8230 Data Projector (Loose – to be used at ground level only)
- 1 x Sony VPL FH36 Data Projector (Loose – to be used at ground level only)
- 1 x 400mm x 300mm Motorised Rear Projection (Flown from truss assembly)
- 1 x Fastfold Front Projection Screen (Stand mounted for use at ground level)

Communications

ASL headset system with 2 circuits powered from a 2 way base station in the control position.

Masking, Risers and Stands

6 x Black Fabric Theatrical Flats
Width: 1.22 m
Height: 2.74m

2x Large Drum Risers
Width: 1.5m
Depth: 1.22m
Height: 0.37m

2x Small Drum Risers
Width: 1.22m
Depth: 1.22m
Height: 0.37m

2 x 2m Aluminum Scaffolding Poles
2 x Doughty 600mm Tank Traps

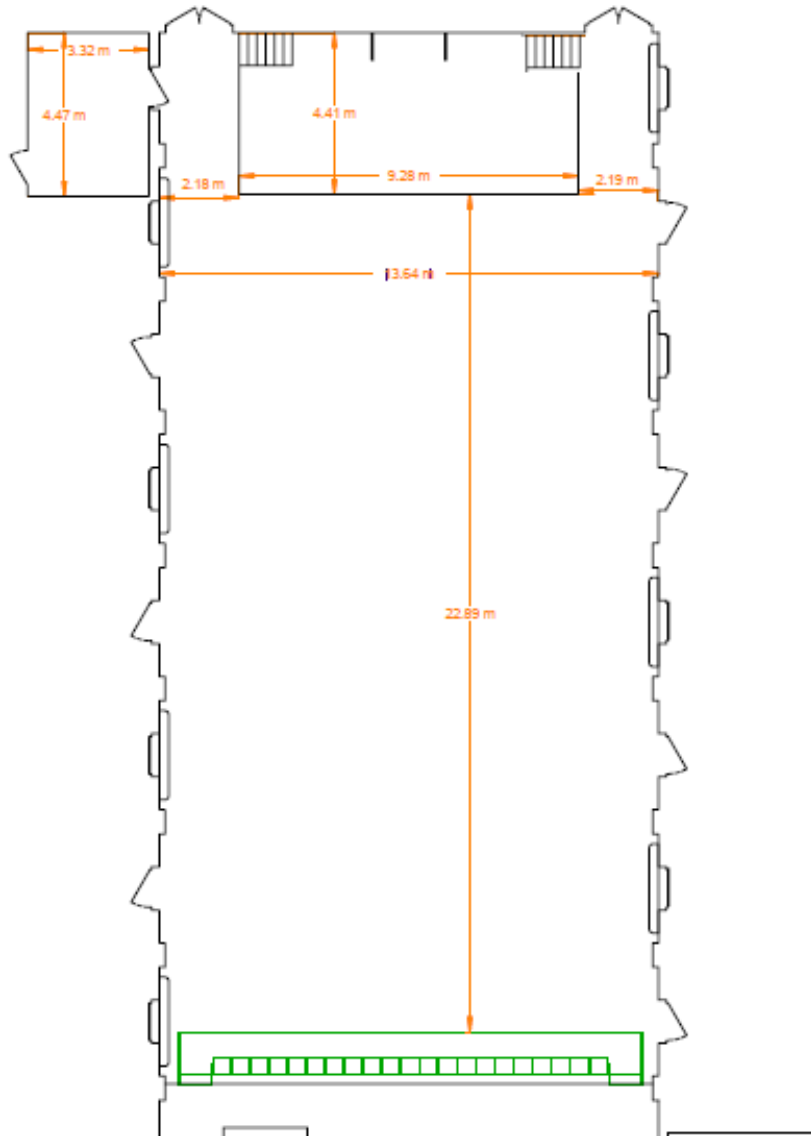


Fig 1. Auditorium Measurement plan: Fixed Raked Seating (Green) is shown as retracted and all other seating removed Lite Deck staging is not shown on this diagram.

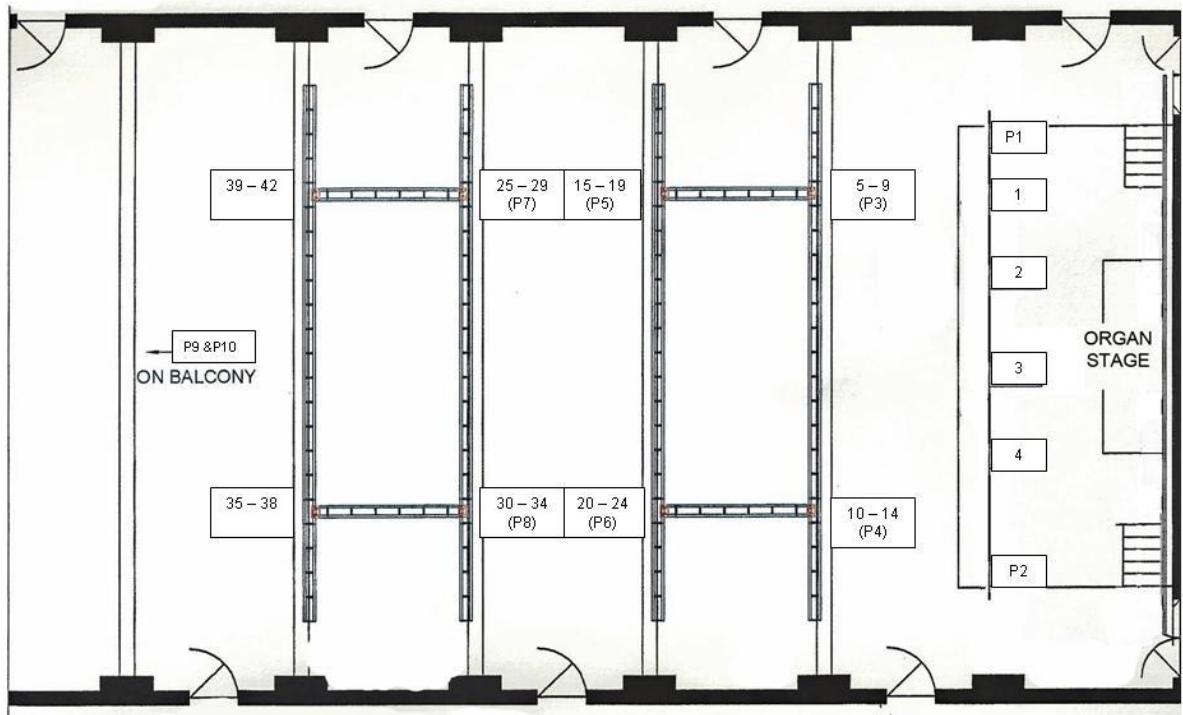


Fig 2. Auditorium Lighting Output plan:

Circuits 1 to 6 are on an electrically winched lighting bar above the drupe bar. Both truss structures shown are on 4 independent hoists each (Max Load: 750kg evenly distributed) and can also be reached via adjustable ladder.

P1 to P10 indicate the possible assignable outlets of the 6 dimmers are brought out to patch panel in the dimmer room. **Only 6 patches can be assigned.**